Duck Feed and Growth Timeline

Day 1

Arrive at home! Hatching at home is more advanced and not recommended for first timers. Ideal arrival is April through July.



Week 1

Fun Fact: Ducks have excellent vision and can see in color!

Brooder Temp: 90 - 84° F

Protein Ratio: 20 - 22%
Feed: Non-Medicated Chick Starter

Brewer's Yeast:
1.5 TBS per 1 cup feed

Week 2

Fun Fact: Science has disproved that a quack doesn't echo.

Brooder Temp: 83 - 77° F

Protein Ratio: 20 - 22%
Feed: Non-Medicated Chick Starter

Brewer's Yeast:
1.5 TBS per 1 cup feed

Week 2

Ducklings can start swimming supervised in warm shallow water. Completely dry after swimming.



Week 3

Fun Fact: 50% of their brain sleeps while other 50% stays alert for predators.

Brooder Temp: 76 - 70° F

Protein Ratio: 15 - 16%
Feed: Continue until 8 weeks old at lower %*

Brewer's Yeast:
1.5 TBS per 1 cup feed

Week 3

Have a separate dish with chick grit available if they have outdoor time until they start laying.



Week 3

*If you still have starter feed, dilute with rolled oats. 3 cups feed to 1 cup oats. Continue to add 1.5 tablespoons of brewer's yeast for every cup of feed.

Week 4

Fun Fact: Ducks are omnivorous opportunistic eaters.

Brooder Temp: 69 - 63° F

Protein Ratio: 15 - 16%
Feed: Continue until 8 weeks old

Brewer's Yeast:
1.5 TBS per 1 cup feed

Week 5

Fun Fact: There are more than 40 breeds of domestic duck.

Brooder Temp: 62 - 56° F

Protein Ratio: 15 - 16%
Feed: Continue until 8 weeks old

Brewer's Yeast:
1.5 TBS per 1 cup feed

Week 6

Fun Fact: Duck feet have no nerves or blood vessels and don't get cold.

Brooder Temp: ~55° F

Protein Ratio: 15 - 16%
Feed: Continue until 8 weeks old

Brewer's Yeast:
1.5 TBS per 1 cup feed

Week 6

If they're fully feathered and it's not extremely cold, ducks are ready to live outside.

Molting

The molting period usually starts mid summer. Length will vary from duck to duck. Feathers will drop, look drab and disheveled.

Week 8

Protein Ratio: 13 - 14%
Feed: Continue until they start laying eggs

Brewer's Yeast:
1.5 TBS per 1 cup feed

Week 17+

Egg laying might begin between now and 30 weeks. Offer free choice microna, oyster shells or layer grit when laying begins.

Week 20

Discontinue adding brewer's yeast to feed.

Laying

Protein Ratio: 16 - 17%
Feed: Layer feed* until they stop laying eggs

Brewer's Yeast:
1.5 TBS per 1 cup feed

*Gradually transition new food over 1 week to avoid sickness.

Molting

The molting period usually starts late winter or early spring. Length will vary from duck to duck. Feathers will drop, look drab and disheveled.

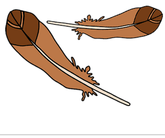

And Beyond

Protein Ratio: 14%
Feed: Maintenance feed for older, no longer laying, or drakes only.

Quackwipedia.com